


Fall Overboard Prevention Subcommittee

AWO Interregional Safety
Committee



Committee Members



- Lora Ferraro – Hile Group
- Jo Ann Salyers – Salyers Solutions
- Steve Richards – BP Shipping (USA)
 - Jim Fletcher – Team Services
- Tim Sizemore – AEP River Operations
- Jim Smith – Magnolia Marine Transport

Our Goal




By learning from the past, marine professionals can use this knowledge to recognize key factors, and potentially prevent another accident from occurring under similar circumstances, or for similar reasons, in the future.

Mission Statement



The Fall Overboard Committee—through collaboration, challenging old thinking, and advocacy—will work to raise awareness, of falls overboard with professional mariners and industry leaders with the ultimate goal of keeping each person safe and injury free.

Report of Fall Overboard Subcommittee Accomplishments




- The Executive Committee approved our request to make Fall Overboard Prevention Training mandatory for all crew members as part of Human Factors section of RCP (RCP V-C-1,2,3,4,5).
 - Note, they also approved Safety Stats retention (FOB)
- Completed the FOB Questionnaire Form
- Completed the FOB Job Aid
- Reviewed all FOB resources on AWO website

How to Submit Your Fall Overboard Statistics



- If you have had a Fall Overboard incident during the quarterly reporting period, you will need to complete a FOB questionnaire.
- This questionnaire is now being sent along with your quarterly submission stats to the Hile Group.
- A job aid has been created to aid you in filling out this questionnaire.
- Hile group will send you a reminder with a form attached if they see your company reported a FOB for the quarter and have not received a FOB form.

Status of FOB Questionnaire Form



16 FOB's in Q1

- 13 Follow Up Reports Returned
- 03 Missing

11 FOB's in Q2

- 08 Follow Up Reports Returned
- 03 Missing

27 FOB's in Q1 & Q2

- 21 Follow Up Reports Returned
- 06 Missing (*1 Company holds 4 of the 6)



Fall Overboard Statistics

All Participants FOB's By Calendar Year

- 2009 27
- 2008 62
- 2007 66
- 2006 56
- 2005 60
- 2004 69
- 2003 59



Fall Overboard Statistics

Fleets FOB's By Calendar Year

- 2009 08
- 2008 21
- 2007 25
- 2006 18
- 2005 10
- 2004 11
- 2003 06



Fall Overboard Statistics

- Fleet Division FOB's
 - Q1 3 FOB's Reported
 - 1 FOB From Sole Fleeter
 - 2 FOB's From Big Company Fleets
 - Q2 5
 - 5 FOB's From Big Company Fleets
- Fleet Division Breakdown
 - 29% Sole Fleeters
 - 71% Big Company Operated Fleet

Questions



- What more can the Safety Committee do to promote Fall Overboard Prevention Awareness?



Next Step's

- Work with the software company to develop the FOB AAR that the database will generate.
- Dig deeper into FOB Data to determine any trends.
- Develop relationships with other trade associations to help promote FOB awareness. (i.e. GNOFA, GICA)
- Lesson Plan's – since LP's are specific, our plan is to wait and see what emerges from our FOB database.

Questions / Comments

Thank You

